




# The East Manchester Academy KS4 Photography Curriculum Road Map

Students will have completed KS4 having had experience using a DSLR camera, compositional techniques, creating edits using Photoshop and creating physical edits. Pupils will be able to explore their own ideas to create a personal and meaningful project. Pupils will be able to work independently and explore their own ideas in a meaningful way.



Experimenting and refining

Final outcome





Photo shoot



Developing ideas and a concept





Exam :

How can I make clear links to my photographer and concept?

How can I develop my edits?

## Year 11



How have you been inspired by your photographers?



Project 2: Manchester





Planning for a final piece




Photographer Research

Experimenting with edits, refining ideas.



Photographs

Primary edits and developments



What do I want to say with my photographs?

Introduction to project, focus on concepts

How do I analyse photographs?

Project 2: Manipulating Reality

Photographers: Rankin, Lee Jeffries, Geoffrey Jones



Introduction to Photoshop- Double exposure, hue and saturation, desaturate, levels

How can I be inspired by photographers?

## Year 10

Project 1: Composition Techniques



Composition techniques- centre dominant eye, pattern, leading lines, rule of thirds




ID Magazine photo shoot

How can I take a successful photograph?

## Year 9



Photopea



Pupils have had limited experience of digital techniques at KS3. However, some pupils did secure some knowledge and skills during enrichment lessons and when attending Art club.